

**District 3462
DRFS**

**District Rotary
Foundation
Seminar**



2017/08/06 於 明道大學



扶輪改善世界

2015-16 Top10 Giving Countries

Rank	Country	Rotarians	Annual Fund	Annual Fund Per Capita	PolioPlus Fund	Other Funds	Endowment Fund	Total Contributions
1	United States	328827	\$43,711,779	\$132.93	\$80,328,885	\$4,620,964	\$7,614,544	\$136,276,172
2	India	132200	\$8,940,925	\$67.63	\$1,840,139	\$3,651,348	\$943,863	\$15,376,275
3	Japan	87287	\$11,900,030	\$136.33	\$1,825,954	\$188,051	\$1,324,402	\$15,238,437
4	Korea	60599	\$12,512,611	\$206.48	\$106,695	\$343,315	\$1,065,728	\$14,028,349
5	Taiwan	32670	\$5,132,755	\$157.11	\$372,217	\$908,906	\$2,324,530	\$8,738,408
6	Canada	24326	\$3,734,680	\$153.53	\$1,838,380	\$1,060,798	\$923,634	\$7,557,492
7	Germany	53579	\$4,024,652	\$75.12	\$1,420,264	\$442,341	\$0	\$5,887,257
8	Australia	29673	\$3,731,265	\$125.75	\$1,455,192	\$169,566	\$53,913	\$5,409,936
9	UK	47615	\$2,965,687	\$62.28	\$1,177,509	\$404,436	\$99,824	\$4,647,456
10	Italy	39592	\$2,766,106	\$69.87	\$1,056,259	\$226,148	\$130,378	\$4,178,891

2016-17 Top10 Giving Countries

Rank	Country	Rotarians	Annual Fund	Annual Fund Per Capita	PolioPlus Fund	Other Funds	Endowment Fund	Total Contributions
1	United States	325463	\$47,869,147	\$147.08	\$88,223,912	\$4,960,707	\$12,496,574	\$153,550,340
2	India	135824	\$10,268,053	\$75.60	\$1,923,479	\$5,454,914	\$2,368,171	\$20,014,617
3	Japan	87431	\$13,229,246	\$151.31	\$2,168,072	\$288,678	\$2,002,602	\$17,688,598
4	Korea	60283	\$13,940,197	\$231.25	\$328,318	\$461,774	\$1,788,433	\$16,518,722
5	Taiwan	32355	\$6,779,564	\$209.54	\$931,691	\$854,840	\$2,031,426	\$10,597,521
6	Canada	23778	\$4,190,572	\$176.24	\$1,650,534	\$1,246,322	\$1,292,406	\$8,379,834
7	Germany	54570	\$4,522,550	\$82.88	\$1,599,347	\$206,454	\$0	\$6,328,351
8	UK	46265	\$2,502,864	\$54.10	\$1,450,090	\$221,746	\$1,858,088	\$6,032,788
9	Australia	28912	\$3,811,065	\$131.82	\$1,114,016	\$166,632	\$277,616	\$5,369,329
10	Philippines	23043	\$4,042,320	\$175.43	\$266,872	\$92,960	\$17,001	\$4,419,153

2015-16 扶輪各地區捐獻

(捐獻前40名)

捐獻排名	Zone	District	Members	District Goal	AF Per Capita	Annual Fund *	Polio Plus	Other Giving	Endowment Fund	Total Contributions
1	5	3190	3,868	500,588	\$358.41	1,386,326.22	202,011.14	612,790.49	25,000.00	2,226,127.85
2	4	3140	7,317	895,947	\$164.26	1,201,919.82	76,594.14	481,847.18	243,169.60	2,003,530.74
3	10	3500	5,381	1,111,108	\$232.37	1,250,403.20	39,300.00	124,160.80	587,400.00	2,001,264.00
4	10	3520	6,103	852,817	\$141.29	862,285.53	78,509.51	221,350.00	744,900.00	1,907,045.04
5	26	5340	3,173	257,260	\$165.39	524,772.06	135,894.10	412,155.71	766,583.59	1,839,405.46
6	9	3630	6,220	313,600	\$220.87	1,373,833.38	6,467.84	28,900.07	0.00	1,409,201.29
7	10	3480	4,867	980,665	\$152.11	740,322.00	93,400.00	124,625.00	373,530.00	1,331,877.00
8	9	3690	2,875	375,865	\$430.52	1,237,730.89	11,100.01	16,300.05	49,000.02	1,314,130.97
9	34	6900	4,280	636,594	\$198.86	851,102.20	368,594.81	27,750.00	66,662.96	1,314,109.97
10	9	3750	3,160	604,022	\$397.76	1,256,935.72	10.00	0.00	17,000.08	1,273,945.80
11	9	3600	3,536	1,144,500	\$304.66	1,077,274.41	26,899.98	8,574.31	133,200.04	1,245,948.74
12	24	5360	1,946	176,405	\$459.51	894,215.44	106,097.31	175,687.37	46,113.46	1,222,113.58
13	6	3292	3,026	225,205	\$79.09	239,312.49	4,318.87	942,425.01	0.00	1,186,056.37
14	10	3510	3,865	861,676	\$173.61	671,005.50	50,100.00	157,814.70	299,500.00	1,178,420.20
15	10	3490	4,919	772,279	\$138.26	680,108.00	59,910.35	186,200.00	243,000.00	1,169,218.35
16	26	5330	2,078	390,167	\$168.03	349,162.82	55,935.69	48,711.00	710,000.00	1,163,809.51
17	34	6960	2,229	564,206	\$370.19	825,161.67	81,751.92	60,131.55	176,618.19	1,143,663.33
18	9	3620	3,767	138,600	\$250.27	942,777.23	4,016.34	64,250.13	129,999.93	1,141,043.63
19	2	2750	4,740	576,311	\$159.35	755,326.41	148,551.98	71,650.05	101,680.96	1,077,209.40
20	3	2650	4,597	368,890	\$190.16	874,186.36	79,436.45	1,050.00	120,916.66	1,075,589.47

捐獻排名	Zone	District	Members	District Goal	AF Per Capita	Annual Fund *	Polio Plus	Other Giving	Endowment Fund	Total Contributions
21	25	5020	4,708	555,930	\$133.87	630,253.50	229,600.59	107,198.70	104,205.20	1,071,257.99
22	26	5170	3,806	671,420	\$182.22	693,513.39	170,095.13	152,546.35	1,525.00	1,017,679.87
23	5	3230	6,096	301,528	\$63.56	387,466.09	36,222.59	542,372.96	50,218.76	1,016,280.40
24	10	3590	3,796	1,360,486	\$242.79	921,628.30	24,000.00	49,860.20	18,000.00	1,013,488.50
25	4	3030	4,814	78,335	\$42.57	204,910.14	17,221.52	766,831.62	20,000.00	1,008,963.28
26	33	7770	4,021	759,440	\$198.14	796,731.93	104,426.71	4,150.00	66,381.00	971,689.64
27	26	5300	2,325	299,924	\$159.89	371,752.13	85,185.11	51,876.30	439,173.19	947,986.73
28	28	5950	2,812	693,422	\$273.13	768,051.12	104,349.96	61,350.45	10,184.60	943,936.13
29	21	4370	1,172	146,394	\$656.35	769,238.22	36,513.61	0.00	120,948.15	926,699.98
30	33	7680	2,740	335,278	\$168.63	462,039.09	85,192.28	29,000.00	336,349.12	912,580.49
31	19	2000	4,340	10,900	\$54.54	236,704.38	558,715.14	114,700.00	0.00	910,119.52
32	26	5320	1,868	227,365	\$205.06	383,054.36	116,279.25	116,100.00	284,104.02	899,537.63
33	1	2770	2,550	319,932	\$205.80	524,782.64	146,119.31	21,533.80	197,296.35	889,732.10
34	26	5280	2,527	341,885	\$181.61	458,923.03	95,935.09	30,763.70	257,845.00	843,466.82
35	21	5870	2,649	500,072	\$204.20	540,935.27	76,661.45	10,934.48	211,670.82	840,202.02
36	24	5370	2,266	324,655	\$145.90	330,613.53	201,431.26	37,181.88	261,139.46	830,366.13
37	2	2760	4,756	611,266	\$152.24	724,062.38	49,882.30	0.00	53,758.02	827,702.70
38	26	5000	1,709	283,720	\$265.18	453,193.36	50,345.99	20,755.85	303,091.88	827,387.08
39	3	2660	3,568	332,371	\$165.29	589,740.17	144,083.69	34,937.20	49,948.39	818,709.45
40	10	3460	5,251	596,973	\$126.33	663,365.00	45,637.00	56,575.00	46,200.00	811,777.00
194	10	3470	2,284	125,700	\$116.18	265,362.00	6,000.00	36,080.00	31,000.00	338,442.00

2016-17 扶輪各地區捐獻

(捐獻前40名)

捐獻排名	Zone	District	Members	District Goal	AF Per Capita	Annual Fund *	Polio Plus	Other Giving	Endowment Fund	Total Contributions
1	29	7360	2,538	110,741	\$78.21	198,500.81	5,055,443.79	1,105.00	3,500.50	5,258,550.10
2	4	3141	4,741	1,140,627	\$337.32	1,599,229.33	98,850.96	882,291.23	140,807.39	2,721,178.91
3	10	3490	5,050	863,069	\$265.45	1,340,540.00	181,305.00	241,865.00	336,520.00	2,100,230.00
4	10	3500	5,698	1,681,893	\$224.97	1,281,903.24	185,846.00	129,837.05	465,757.25	2,063,343.54
5	10	3520	5,916	909,192	\$159.71	944,842.45	146,610.65	150,954.71	804,550.00	2,046,957.81
6	18	1240	1,544	3,625	\$49.62	76,606.66	50,589.78	14,949.33	1,802,225.52	1,944,371.29
7	9	3630	6,190	342,700	\$255.05	1,578,764.79	81,090.85	48,900.02	30,000.06	1,738,755.72
8	25	5150	1,784	312,390	\$321.78	574,050.45	103,526.85	22,114.48	1,013,003.00	1,712,694.78
9	4	3011	2,949	700,500	\$215.86	636,577.86	55,922.22	515,207.04	499,000.02	1,706,707.14
10	24	5360	1,889	173,750	\$518.62	979,672.98	194,207.14	218,035.99	277,940.78	1,669,856.89
11	21	5810	2,665	126,373	\$131.59	350,686.47	51,509.00	12,430.90	1,166,179.26	1,580,805.63
12	31	6040	2,432	321,250	\$558.69	1,358,744.26	83,899.91	3,286.05	120,191.42	1,566,121.64
13	5	3190	5,574	396,257	\$175.58	978,673.01	73,380.31	467,720.59	1,150.45	1,520,924.36
14	9	3750	3,744	269,750	\$355.45	1,330,797.18	0.00	22,050.00	91,578.85	1,444,426.03
15	27	5440	3,037	297,450	\$134.13	407,363.64	139,438.39	39,826.50	852,686.63	1,439,315.16
16	10	3480	4,741	682,120	\$204.79	970,927.65	107,810.00	152,446.70	196,500.00	1,427,684.35
17	25	5030	2,617	268,390	\$252.17	659,940.41	70,475.67	9,525.00	647,105.86	1,387,046.94
18	2	2750	4,805	645,847	\$171.90	825,985.18	204,840.84	17,871.63	296,265.47	1,344,963.12
19	9	3600	3,484	672,400	\$316.09	1,101,262.73	5,585.43	18,290.02	213,554.42	1,338,692.60
20	25	5110	3,593	582,465	\$171.93	617,734.83	142,176.24	34,912.50	530,442.16	1,325,265.73

捐獻排名	Zone	District	Members	District Goal	AF Per Capita	Annual Fund *	Polio Plus	Other Giving	Endowment Fund	Total Contributions
21	10	3590	3,940	396,800	\$292.31	1,151,712.66	49,900.03	78,800.01	22,000.02	1,302,412.72
22	10	3510	3,714	651,378	\$248.92	924,477.94	143,300.00	84,737.00	109,900.00	1,262,414.94
23	30	6860	3,469	398,850	\$123.85	429,647.95	106,663.08	543,000.00	172,825.00	1,252,136.03
24	25	5020	4,613	603,445	\$160.57	740,692.82	245,332.12	85,905.27	168,842.72	1,240,772.93
25	10	3460	5,105	690,600	\$171.82	877,144.07	155,111.00	62,825.00	90,700.00	1,185,780.07
26	3	2650	4,588	329,074	\$206.67	948,200.44	92,753.02	13,736.21	123,564.58	1,178,254.25
27	33	7770	3,986	752,998	\$208.41	830,718.32	116,634.86	15,525.00	191,571.16	1,154,449.34
28	6	3350	2,839	440,350	\$292.22	829,622.71	61,116.44	108,949.69	121,000.00	1,120,688.84
29	10	3662	3,224	552,680	\$300.38	968,429.58	0.00	13,125.00	126,125.70	1,107,680.28
30	34	6900	4,277	594,076	\$163.03	697,292.43	261,133.31	22,434.36	119,350.00	1,100,210.10
31	26	5340	3,097	341,750	\$170.49	528,019.11	180,684.36	124,444.75	260,713.89	1,093,862.11
32	30	6780	3,145	379,331	\$225.28	708,500.82	205,742.74	62,557.85	112,082.27	1,088,883.68
33	3	2660	3,576	314,948	\$184.90	661,192.39	211,820.80	96,294.47	115,118.18	1,084,425.84
34	5	3000	4,637	330,507	\$148.01	686,313.38	36,481.57	174,105.03	181,618.20	1,078,518.18
35	27	5420	1,810	195,400	\$209.88	379,882.68	347,900.83	5,652.35	340,812.38	1,074,248.24
36	26	5240	3,341	445,050	\$173.01	578,028.40	140,377.17	127,300.03	204,916.51	1,050,622.11
37	7	3830	2,701	324,106	\$338.42	914,069.91	78,550.56	53,533.59	1,500.00	1,047,654.06
38	2	2760	4,743	669,879	\$185.60	880,323.75	61,551.45	0.00	100,459.79	1,042,334.99
39	4	3131	5,071	452,314	\$84.42	428,084.76	62,874.32	355,080.77	195,227.54	1,041,267.39
40	9	3670	4,267	43,500	\$225.99	964,311.33	2,100.00	67,500.01	7,000.01	1,040,911.35
137	10	3470	2,131	318,210	\$206.23	439,474.50	10,700.00	30,075.00	27,498.86	507,748.36
208	7	3790	2,612	200,889	\$132.71	346,646.22	12,419.99	0.00	1,001.00	360,067.21

2015-16 全世界各地區

(社友數前42名)

社友排名	Zone	District	Members	District Goal	AF Per Capita	Annual Fund *	Polio Plus	Other Giving	Endowment Fund	Total Contributions
1	4	3140	7,317	895,947	\$164.26	1,201,919.82	76,594.14	481,847.18	243,169.60	2,003,530.74
2	9	3630	6,220	313,600	\$220.87	1,373,833.38	6,467.84	28,900.07	0.00	1,409,201.29
3	10	3520	6,103	852,817	\$141.29	862,285.53	78,509.51	221,350.00	744,900.00	1,907,045.04
4	5	3230	6,096	301,528	\$63.56	387,466.09	36,222.59	542,372.96	50,218.76	1,016,280.40
5	5	3180	5,561	93,813	\$50.21	279,201.20	4,205.51	3,858.02	25,000.00	312,264.73
6	4	3131	5,548	372,245	\$65.64	364,174.09	13,583.44	124,317.03	9,810.99	511,885.55
7	10	3500	5,381	1,111,108	\$232.37	1,250,403.20	39,300.00	124,160.80	587,400.00	2,001,264.00
8	10	3460	5,251	596,973	\$126.33	663,365.00	45,637.00	56,575.00	46,200.00	811,777.00
9	5	3202	5,053	66,987	\$30.42	153,706.50	7,449.67	525.00	0.00	161,681.17
10	5	3201	5,003	387,747	\$71.90	359,694.00	116,642.86	11,482.57	1,000.00	488,819.43
11	5	3170	4,989	263,114	\$52.86	263,711.48	12,003.12	84,245.51	0.00	359,960.11
12	6	3281	4,982	414,210	\$32.65	162,678.28	675.00	78,761.94	14,913.33	257,028.55
13	10	3490	4,919	772,279	\$138.26	680,108.00	59,910.35	186,200.00	243,000.00	1,169,218.35
14	10	3480	4,867	980,665	\$152.11	740,322.00	93,400.00	124,625.00	373,530.00	1,331,877.00
15	4	3030	4,814	78,335	\$42.57	204,910.14	17,221.52	766,831.62	20,000.00	1,008,963.28
16	2	2760	4,756	611,266	\$152.24	724,062.38	49,882.30	0.00	53,758.02	827,702.70
17	2	2750	4,740	576,311	\$159.35	755,326.41	148,551.98	71,650.05	101,680.96	1,077,209.40
18	25	5020	4,708	555,930	\$133.87	630,253.50	229,600.59	107,198.70	104,205.20	1,071,257.99
19	5	3000	4,695	94,214	\$119.09	559,123.55	2,525.00	0.00	0.00	561,648.55
20	3	2650	4,597	368,890	\$190.16	874,186.36	79,436.45	1,050.00	120,916.66	1,075,589.47
21	12	2060	4,492	107,494	\$47.42	213,020.27	75,765.02	64,610.85	621.49	354,017.63

社友排名	Zone	District	Members	District Goal	AF Per Capita	Annual Fund *	Polio Plus	Other Giving	Endowment Fund	Total Contributions
22	13	1990	4,458	5,000	\$56.35	251,227.70	126,629.03	6,766.67	1,000.00	385,623.40
23	5	2981	4,415	140,160	\$35.98	158,835.37	24,677.35	0.00	11,197.00	194,709.72
24	19	2000	4,340	10,900	\$54.54	236,704.38	558,715.14	114,700.00	0.00	910,119.52
25	9	3670	4,330	292,000	\$155.59	673,718.19	4.35	63,840.08	30,100.07	767,662.69
26	19	1910	4,325	29,380	\$87.37	377,887.73	17,870.97	11,508.18	5,669.95	412,936.83
27	14	1900	4,316	3,200	\$97.17	419,383.87	180,170.24	61,037.51	0.00	660,591.62
28	34	6900	4,280	636,594	\$198.86	851,102.20	368,594.81	27,750.00	66,662.96	1,314,109.97
29	31	6110	4,280	236,101	\$107.24	458,984.94	59,891.23	2,250.00	11,125.93	532,252.10
30	10	3720	4,275	140,200	\$121.24	518,305.80	36.00	23,100.00	61,000.03	602,441.83
31	14	1860	4,257	16,255	\$77.05	327,989.57	94,095.04	53,174.37	0.00	475,258.98
32	14	1810	4,247	294,814	\$89.75	381,153.29	175,707.23	85,586.90	0.00	642,447.42
33	5	3211	4,216	17,080	\$23.58	99,401.45	1,000.00	0.00	1,000.00	101,401.45
34	14	1870	4,125	0	\$83.06	342,630.23	207,316.89	10,066.30	0.00	560,013.42
35	33	7770	4,021	759,440	\$198.14	796,731.93	104,426.71	4,150.00	66,381.00	971,689.64
36	13	1980	4,019	17,296	\$66.52	267,361.64	248,091.76	9,235.57	2,575.27	527,264.24
37	12	2100	3,948	124,530	\$36.03	142,237.88	72,567.36	20,553.88	39,740.68	275,099.80
38	12	2110	3,918	223,408	\$65.48	256,549.32	36,919.17	16,269.20	1,109.32	310,847.01
39	6	3291	3,916	92,720	\$47.44	185,790.77	0.00	127,517.05	1,000.00	314,307.82
40	14	1800	3,876	0	\$91.20	353,482.40	108,282.87	6,800.00	0.00	468,565.27
41	5	3190	3,868	500,588	\$358.41	1,386,326.22	202,011.14	612,790.49	25,000.00	2,226,127.85
42	10	3510	3,865	861,676	\$173.61	671,005.50	50,100.00	157,814.70	299,500.00	1,178,420.20
217	10	3470	2,284	125,700	\$116.18	265,362.00	6,000.00	36,080.00	31,000.00	338,442.00

2016-17 全世界各地區

(社友數前40名)

社友排名	Zone	District	Members	District Goal	AF Per Capita	Annual Fund *	Polio Plus	Other Giving	Endowment Fund	Total Contributions
1	9	3630	6,190	342,700	\$255.05	1,578,764.79	81,090.85	48,900.02	30,000.06	1,738,755.72
2	10	3520	5,916	909,192	\$159.71	944,842.45	146,610.65	150,954.71	804,550.00	2,046,957.81
3	5	3230	5,786	349,111	\$79.41	459,454.51	49,202.18	422,563.34	78,727.00	1,009,947.03
4	10	3500	5,698	1,681,893	\$224.97	1,281,903.24	185,846.00	129,837.05	465,757.25	2,063,343.54
5	5	3190	5,574	396,257	\$175.58	978,673.01	73,380.31	467,720.59	1,150.45	1,520,924.36
6	6	3281	5,332	216,797	\$41.00	218,635.58	37,761.40	119,192.33	10,000.00	385,589.31
7	4	3030	5,307	210,188	\$0.26	1,371.09	23,496.16	(176,128.98)	(8,825.00)	(160,086.73)
8	5	3170	5,277	268,185	\$80.83	426,561.44	57,852.59	193,394.79	138,404.12	816,212.94
9	10	3460	5,105	690,600	\$171.82	877,144.07	155,111.00	62,825.00	90,700.00	1,185,780.07
10	5	3201	5,086	219,308	\$60.92	309,836.36	15,190.20	573,581.09	104.62	898,712.27
11	4	3131	5,071	452,314	\$84.42	428,084.76	62,874.32	355,080.77	195,227.54	1,041,267.39
12	10	3490	5,050	863,069	\$265.45	1,340,540.00	181,305.00	241,865.00	336,520.00	2,100,230.00
13	2	2750	4,805	645,847	\$171.90	825,985.18	204,840.84	17,871.63	296,265.47	1,344,963.12
14	5	3202	4,788	71,350	\$24.34	116,552.94	7,717.45	0.00	14.71	124,285.10
15	2	2760	4,743	669,879	\$185.60	880,323.75	61,551.45	0.00	100,459.79	1,042,334.99
16	4	3141	4,741	1,140,627	\$337.32	1,599,229.33	98,850.96	882,291.23	140,807.39	2,721,178.91
17	10	3480	4,741	682,120	\$204.79	970,927.65	107,810.00	152,446.70	196,500.00	1,427,684.35
18	5	3000	4,637	330,507	\$148.01	686,313.38	36,481.57	174,105.03	181,618.20	1,078,518.18
19	25	5020	4,613	603,445	\$160.57	740,692.82	245,332.12	85,905.27	168,842.72	1,240,772.93
20	3	2650	4,588	329,074	\$206.67	948,200.44	92,753.02	13,736.21	123,564.58	1,178,254.25

社友排名	Zone	District	Members	District Goal	AF Per Capita	Annual Fund *	Polio Plus	Other Giving	Endowment Fund	Total Contributions
21	13	1990	4,536	0	\$57.74	261,923.88	66,500.99	2,055.88	0.00	330,480.75
22	12	2060	4,484	97,850	\$46.22	207,235.86	82,474.68	29,305.51	1,834.39	320,850.44
23	19	1910	4,460	24,360	\$82.49	367,894.37	4,950.41	13,932.34	3,368.42	390,145.54
24	14	1900	4,380	5,458	\$89.71	392,910.41	179,074.89	2,158.62	0.00	574,143.92
25	19	2000	4,377	1,500	\$53.07	232,284.03	53,854.67	159,232.50	0.00	445,371.20
26	14	1810	4,351	200,683	\$101.78	442,831.28	187,677.44	8,400.00	0.00	638,908.72
27	14	1860	4,345	7,000	\$77.40	336,310.94	133,488.28	15,371.79	0.00	485,171.01
28	5	2981	4,302	321,249	\$134.22	577,425.93	27,464.41	0.00	7,000.00	611,890.34
29	34	6900	4,277	594,076	\$163.03	697,292.43	261,133.31	22,434.36	119,350.00	1,100,210.10
30	9	3670	4,267	43,500	\$225.99	964,311.33	2,100.00	67,500.01	7,000.01	1,040,911.35
31	31	6110	4,230	251,528	\$100.40	424,707.38	102,147.57	2,000.00	2,591.67	531,446.62
32	14	1870	4,199	7,000	\$92.39	387,960.11	78,296.41	104,142.64	0.00	570,399.16
33	5	3211	4,141	67,150	\$69.49	287,750.89	1,014.93	274,693.54	48,014.93	611,474.29
34	13	1980	4,049	39,080	\$63.85	258,514.69	196,088.24	0.00	0.00	454,602.93
35	5	3020	4,027	187,116	\$28.63	115,289.48	37,668.94	60,769.25	383,840.94	597,568.61
36	33	7770	3,986	752,998	\$208.41	830,718.32	116,634.86	15,525.00	191,571.16	1,154,449.34
37	10	3590	3,940	396,800	\$292.31	1,151,712.66	49,900.03	78,800.01	22,000.02	1,302,412.72
38	12	2100	3,936	77,996	\$53.86	211,988.68	52,198.72	698.26	8,443.51	273,329.17
39	14	1800	3,927	6,500	\$108.52	426,158.69	188,826.11	15,000.00	0.00	629,984.80
40	14	1940	3,868	0	\$51.30	198,425.02	77,461.30	22,222.22	0.00	298,108.54
52	10	3510	3,714	651,378	\$248.92	924,477.94	143,300.00	84,737.00	109,900.00	1,262,414.94
250	10	3470	2,131	318,210	\$206.23	439,474.50	10,700.00	30,075.00	27,498.86	507,748.36

RI D3460
2016-17年度
地區110社捐獻列表



FOUNDATION BANNER RECOGNITION STATUS REPORT

For Rotary Year: 2016 - 2017

Zone 10 District 3460 Active Clubs 110

Existing Active Rotarians are those who have an admission date prior to 1 July. Beginning in 2015-16, only existing members are counted for EREY, TRF Giving, RFSM or PHS participation.

Club ID	Club Name	1-July Members	Annual Fund Per Capita	Average TRF Giving	Existing Active Rotarians	TRF Giving Rotarians	% TRF Giving	TRF Giving Banner	EREY Rotarians	% EREY Rotarians	EREY Banner
Totals		5,105			4,716	3,692	78%	73	3,394	72%	59
86685	Baguashan	27	\$70.37	\$70.37	16	13	81%		13	81%	
87315	Calligraphy Greenway, Taichung	34	<u>\$155.88</u>	<u>\$155.88</u>	32	32	<u>100%</u>	<u>Y</u>	32	<u>100%</u>	<u>Y</u>
87716	Changhua Genesis	20	<u>\$100.00</u>	<u>\$100.00</u>	20	2	10%		2	10%	
86759	Changhua Smile	10	<u>\$110.00</u>	<u>\$110.00</u>	10	1	10%		1	10%	
16406	Changhwa	53	\$41.51	\$41.51	39	2	5%		2	5%	
16407	Changhwa Central	27	<u>\$131.11</u>	<u>\$140.37</u>	23	23	<u>100%</u>	<u>Y</u>	22	96%	
51029	Changhwa East	78	<u>\$153.85</u>	<u>\$205.77</u>	74	10	14%		7	9%	
50687	Changhwa Evergreen	41	<u>\$141.46</u>	<u>\$240.24</u>	35	22	63%		18	51%	
50408	ChangHwa Hwang Jia	21	<u>\$413.43</u>	<u>\$461.05</u>	19	19	<u>100%</u>	<u>Y</u>	19	<u>100%</u>	<u>Y</u>
87755	Changhwa Northeast	36	<u>\$168.89</u>	<u>\$168.89</u>	32	32	<u>100%</u>	<u>Y</u>	32	<u>100%</u>	<u>Y</u>
16408	Changhwa Northwest	50	\$67.56	<u>\$127.56</u>	47	47	<u>100%</u>	<u>Y</u>	47	<u>100%</u>	
16409	Changhwa South	64	<u>\$277.48</u>	<u>\$277.48</u>	59	59	<u>100%</u>	<u>Y</u>	59	<u>100%</u>	<u>Y</u>
30639	Changhwa Southeast	56	\$53.57	<u>\$107.14</u>	53	53	<u>100%</u>	<u>Y</u>	53	<u>100%</u>	
26219	Chi Hu	53	\$98.11	<u>\$135.85</u>	48	47	98%		47	98%	
51028	Chi Hu Central	55	\$54.55	\$54.55	52	3	6%		3	6%	
16416	Chushan	24	<u>\$120.71</u>	<u>\$120.71</u>	23	23	<u>100%</u>	<u>Y</u>	23	<u>100%</u>	<u>Y</u>
87369	DaDu, Taichung	34	\$67.68	<u>\$273.56</u>	32	32	<u>100%</u>	<u>Y</u>	32	<u>100%</u>	
86166	E-Club of Grand Taichung	35	\$0.00	\$0.00	26	0	0%		0	0%	
87276	E-Club of Taichung Elite	31	<u>\$103.26</u>	<u>\$103.26</u>	27	27	<u>100%</u>	<u>Y</u>	27	<u>100%</u>	<u>Y</u>
25522	Erhlin	10	\$0.00	\$0.00	7	0	0%		0	0%	
16419	Fengyuan	43	<u>\$120.14</u>	<u>\$120.14</u>	41	41	<u>100%</u>	<u>Y</u>	41	<u>100%</u>	<u>Y</u>
31521	Fengyuan Central	17	<u>\$152.94</u>	<u>\$152.94</u>	17	17	<u>100%</u>	<u>Y</u>	17	<u>100%</u>	<u>Y</u>
51232	Fengyuan East	43	<u>\$166.65</u>	<u>\$166.65</u>	41	41	<u>100%</u>	<u>Y</u>	41	<u>100%</u>	<u>Y</u>
51231	Fengyuan Fuchun	29	<u>\$241.38</u>	<u>\$310.34</u>	25	2	8%		1	4%	
23620	Fengyuan North	45	<u>\$163.23</u>	<u>\$178.79</u>	42	42	<u>100%</u>	<u>Y</u>	42	<u>100%</u>	<u>Y</u>
28427	Fengyuan Northwest	55	<u>\$170.25</u>	<u>\$170.25</u>	53	53	<u>100%</u>	<u>Y</u>	53	<u>100%</u>	<u>Y</u>
16420	Fengyuan Southwest	58	\$8.62	\$78.45	55	4	7%		1	2%	
29977	Hou Li	24	\$20.83	\$62.50	20	2	10%		1	5%	



FOUNDATION BANNER RECOGNITION STATUS REPORT

For Rotary Year: 2016 - 2017

Club ID	Club Name	1-July Members	Annual Fund Per Capita	Average TRF Giving	Existing Active Rotarians	TRF Giving Rotarians	% TRF Giving	TRF Giving Banner	EREY Rotarians	% EREY Rotarians	EREY Banner
Totals		5,105			4,716	3,692	78%	73	3,394	72%	59
16439	Lukang	84	\$59.52	<u>\$107.14</u>	79	9	11%		5	6%	
70941	Lukang East	75	<u>\$131.05</u>	<u>\$131.05</u>	73	73	<u>100%</u>	<u>Y</u>	73	<u>100%</u>	<u>Y</u>
16441	Nantou	34	<u>\$113.03</u>	<u>\$113.03</u>	32	32	<u>100%</u>	<u>Y</u>	32	<u>100%</u>	<u>Y</u>
50761	Nantou Nankang	38	<u>\$155.03</u>	<u>\$155.03</u>	37	37	<u>100%</u>	<u>Y</u>	37	<u>100%</u>	<u>Y</u>
16443	Peitou	47	<u>\$100.06</u>	<u>\$122.40</u>	46	46	<u>100%</u>	<u>Y</u>	46	<u>100%</u>	<u>Y</u>
16447	Puli	45	\$44.44	\$79.44	35	20	57%		2	6%	
51505	Shen Kan	43	<u>\$113.24</u>	<u>\$159.76</u>	33	33	<u>100%</u>	<u>Y</u>	33	<u>100%</u>	<u>Y</u>
61467	Shih-Kang, Taichung County	15	<u>\$133.33</u>	<u>\$133.33</u>	15	2	13%		2	13%	
16449	Shuili	45	\$22.22	\$22.22	26	0	0%		0	0%	
86624	Sun Moon Lake	27	<u>\$222.22</u>	<u>\$222.22</u>	18	18	<u>100%</u>	<u>Y</u>	18	<u>100%</u>	<u>Y</u>
16450	Tachia	54	\$46.02	<u>\$139.54</u>	53	53	<u>100%</u>	<u>Y</u>	53	<u>100%</u>	
68094	Tachia Centennial	44	<u>\$141.34</u>	<u>\$141.34</u>	44	44	<u>100%</u>	<u>Y</u>	44	<u>100%</u>	<u>Y</u>
28378	Tachia Central	47	<u>\$279.56</u>	<u>\$300.84</u>	47	47	<u>100%</u>	<u>Y</u>	47	<u>100%</u>	<u>Y</u>
22473	Tachia North	55	<u>\$135.11</u>	<u>\$154.20</u>	52	52	<u>100%</u>	<u>Y</u>	52	<u>100%</u>	<u>Y</u>
55713	Tachia South	23	<u>\$133.22</u>	<u>\$133.22</u>	22	22	<u>100%</u>	<u>Y</u>	22	<u>100%</u>	<u>Y</u>
16451	Taichung	214	<u>\$221.96</u>	<u>\$226.75</u>	198	198	<u>100%</u>	<u>Y</u>	198	<u>100%</u>	<u>Y</u>
16452	Taichung Central	67	<u>\$102.03</u>	<u>\$102.03</u>	64	64	<u>100%</u>	<u>Y</u>	64	<u>100%</u>	<u>Y</u>
26420	Taichung Chungshin	70	\$70.40	<u>\$197.54</u>	64	64	<u>100%</u>	<u>Y</u>	64	<u>100%</u>	
28406	Taichung Chung-Yang	45	<u>\$139.83</u>	<u>\$206.50</u>	44	44	<u>100%</u>	<u>Y</u>	44	<u>100%</u>	<u>Y</u>
86370	Taichung Dawn	40	<u>\$349.00</u>	<u>\$400.25</u>	39	39	<u>100%</u>	<u>Y</u>	39	<u>100%</u>	<u>Y</u>
16453	Taichung East	48	<u>\$2,048.47</u>	<u>\$2,867.22</u>	45	10	22%		10	22%	
88196	Taichung Fine Art		\$84.62	\$84.62	26	26	<u>100%</u>		21	81%	
61627	Taichung Formosa	38	<u>\$805.00</u>	<u>\$831.32</u>	34	34	<u>100%</u>	<u>Y</u>	33	97%	
16454	Taichung Harbor	51	<u>\$105.97</u>	<u>\$105.97</u>	47	47	<u>100%</u>	<u>Y</u>	47	<u>100%</u>	<u>Y</u>
28467	Taichung Harbor Central	37	<u>\$143.20</u>	<u>\$171.58</u>	36	36	<u>100%</u>	<u>Y</u>	36	<u>100%</u>	<u>Y</u>
80733	Taichung Harbor Choung Yang	23	<u>\$558.09</u>	<u>\$558.09</u>	17	17	<u>100%</u>	<u>Y</u>	17	<u>100%</u>	<u>Y</u>
51379	Taichung Harbor East	51	<u>\$163.52</u>	<u>\$183.13</u>	48	48	<u>100%</u>	<u>Y</u>	47	98%	
16455	Taichung Harbor Southeast	23	<u>\$156.26</u>	<u>\$156.26</u>	22	22	<u>100%</u>	<u>Y</u>	22	<u>100%</u>	<u>Y</u>
86322	Taichung Harbor West Coast	24	<u>\$150.42</u>	<u>\$150.42</u>	20	20	<u>100%</u>	<u>Y</u>	20	<u>100%</u>	<u>Y</u>
31201	Taichung Harbor Yaa Taih	18	<u>\$257.56</u>	<u>\$257.56</u>	18	18	<u>100%</u>	<u>Y</u>	18	<u>100%</u>	<u>Y</u>
23682	Taichung Harbour North	23	<u>\$130.43</u>	<u>\$130.43</u>	14	2	14%		2	14%	



FOUNDATION BANNER RECOGNITION STATUS REPORT

For Rotary Year: 2016 - 2017

Club ID	Club Name	1-July Members	Annual Fund Per Capita	Average TRF Giving	Existing Active Rotarians	TRF Giving Rotarians	% TRF Giving	TRF Giving Banner	EREY Rotarians	% EREY Rotarians	EREY Banner
Totals		5,105			4,716	3,692	78%	73	3,394	72%	59
24677	Taichung Harbour Southwest	43	<u>\$144.01</u>	<u>\$144.01</u>	40	40	<u>100%</u>	<u>Y</u>	40	<u>100%</u>	<u>Y</u>
78153	Taichung Huanzhong	29	\$85.55	\$85.55	17	17	<u>100%</u>		17	<u>100%</u>	
82857	Taichung Hui Lai	45	<u>\$284.44</u>	<u>\$374.44</u>	38	38	<u>100%</u>	<u>Y</u>	38	<u>100%</u>	<u>Y</u>
86101	Taichung Huimin	34	<u>\$283.07</u>	<u>\$1,569.84</u>	32	32	<u>100%</u>	<u>Y</u>	32	<u>100%</u>	<u>Y</u>
86323	Taichung Huiwen	23	<u>\$100.00</u>	<u>\$145.65</u>	13	13	<u>100%</u>	<u>Y</u>	13	<u>100%</u>	<u>Y</u>
50762	Taichung Jong Jou	50	\$60.00	\$60.00	47	2	4%		2	4%	
29496	Taichung Nantuen	79	<u>\$369.11</u>	<u>\$369.11</u>	77	77	<u>100%</u>	<u>Y</u>	77	<u>100%</u>	<u>Y</u>
16456	Taichung North	69	<u>\$239.07</u>	<u>\$297.04</u>	64	64	<u>100%</u>	<u>Y</u>	62	97%	
31240	Taichung North-East	40	<u>\$102.68</u>	<u>\$102.68</u>	38	38	<u>100%</u>	<u>Y</u>	38	<u>100%</u>	<u>Y</u>
16457	Taichung Northwest	118	<u>\$563.14</u>	<u>\$1,103.60</u>	116	42	36%		38	33%	
26224	Taichung Peitun	64	<u>\$139.06</u>	<u>\$139.06</u>	63	63	<u>100%</u>	<u>Y</u>	63	<u>100%</u>	<u>Y</u>
72114	Taichung Science Park	59	<u>\$186.44</u>	<u>\$237.29</u>	59	6	10%		3	5%	
31106	Taichung Sheng-Dou	47	<u>\$102.13</u>	<u>\$165.96</u>	44	44	<u>100%</u>	<u>Y</u>	44	<u>100%</u>	<u>Y</u>
84115	Taichung Shih Jeng	37	\$27.00	<u>\$191.86</u>	33	33	<u>100%</u>	<u>Y</u>	33	<u>100%</u>	
29093	Taichung Situen	78	\$56.15	<u>\$201.28</u>	77	77	<u>100%</u>	<u>Y</u>	71	92%	
50179	Taichung Song Zhu	56	<u>\$130.33</u>	<u>\$130.33</u>	53	53	<u>100%</u>	<u>Y</u>	53	<u>100%</u>	<u>Y</u>
24280	Taichung South,	84	<u>\$107.14</u>	<u>\$154.76</u>	77	4	5%		2	3%	
16458	Taichung Southeast	64	<u>\$501.82</u>	<u>\$520.57</u>	63	63	<u>100%</u>	<u>Y</u>	63	<u>100%</u>	<u>Y</u>
85471	Taichung Southern Lights	40	<u>\$130.00</u>	<u>\$156.25</u>	35	35	<u>100%</u>	<u>Y</u>	35	<u>100%</u>	<u>Y</u>
30428	Taichung South Gate	63	<u>\$106.60</u>	<u>\$154.22</u>	63	63	<u>100%</u>	<u>Y</u>	63	<u>100%</u>	<u>Y</u>
16459	Taichung Southwest	55	<u>\$160.71</u>	<u>\$160.71</u>	55	55	<u>100%</u>	<u>Y</u>	55	<u>100%</u>	<u>Y</u>
86095	Taichung Taihsing	29	<u>\$103.45</u>	<u>\$223.97</u>	28	28	<u>100%</u>	<u>Y</u>	3	11%	
88071	Taichung Takuang		\$31.75	<u>\$211.16</u>	34	34	<u>100%</u>	<u>Y</u>	34	<u>100%</u>	
26135	Taichung Tatong	33	<u>\$115.00</u>	<u>\$115.00</u>	32	32	<u>100%</u>	<u>Y</u>	32	<u>100%</u>	<u>Y</u>
16460	Taichung Tatun	126	\$47.62	\$83.81	115	115	<u>100%</u>		6	5%	
50172	Taichung Toyu	52	<u>\$170.27</u>	<u>\$269.04</u>	43	43	<u>100%</u>	<u>Y</u>	43	<u>100%</u>	<u>Y</u>
50857	Taichung Tunghai	99	<u>\$104.65</u>	<u>\$152.63</u>	98	97	99%		3	3%	
51660	Taichung Tung Hsing	44	<u>\$118.01</u>	<u>\$186.19</u>	40	40	<u>100%</u>	<u>Y</u>	37	93%	
75522	Taichung Wen Shin	70	<u>\$100.00</u>	<u>\$100.00</u>	62	62	<u>100%</u>	<u>Y</u>	62	<u>100%</u>	<u>Y</u>
26429	Taichung West	50	\$46.50	\$73.50	49	49	<u>100%</u>		49	<u>100%</u>	
21941	Taiping	34	<u>\$206.41</u>	<u>\$344.65</u>	33	2	6%		2	6%	



FOUNDATION BANNER RECOGNITION STATUS REPORT

For Rotary Year: 2016 - 2017

Club ID	Club Name	1-July Members	Annual Fund Per Capita	Average TRF Giving	Existing Active Rotarians	TRF Giving Rotarians	% TRF Giving	TRF Giving Banner	EREY Rotarians	% EREY Rotarians	EREY Banner
Totals		5,105			4,716	3,692	78%	73	3,394	72%	59
51350	Taiping Young	16	<u>\$160.44</u>	<u>\$160.44</u>	16	16	<u>100%</u>	<u>Y</u>	16	<u>100%</u>	<u>Y</u>
16469	Tali	28	<u>\$138.38</u>	<u>\$138.38</u>	23	23	<u>100%</u>	<u>Y</u>	23	<u>100%</u>	<u>Y</u>
77605	Tali Chung-Hsing, Tali City	32	<u>\$125.00</u>	<u>\$125.00</u>	22	4	18%		4	18%	
50261	Tali Kuo Kuang, Taichung	65	<u>\$149.66</u>	<u>\$288.89</u>	59	59	<u>100%</u>	<u>Y</u>	59	<u>100%</u>	<u>Y</u>
50083	Tantzu	31	\$61.32	\$61.32	30	30	<u>100%</u>		30	<u>100%</u>	
50173	Taya, Taichung	82	\$85.37	\$85.37	78	7	9%		7	9%	
16472	Tsao Tun	23	<u>\$509.96</u>	<u>\$509.96</u>	20	20	<u>100%</u>	<u>Y</u>	20	<u>100%</u>	<u>Y</u>
29702	Tsaotun Central	37	<u>\$101.68</u>	<u>\$101.68</u>	30	30	<u>100%</u>	<u>Y</u>	30	<u>100%</u>	<u>Y</u>
16474	Tunghsiao	56	\$35.71	\$35.71	44	2	5%		2	5%	
16477	Tung Shih	18	<u>\$155.28</u>	<u>\$155.28</u>	16	16	<u>100%</u>	<u>Y</u>	16	<u>100%</u>	<u>Y</u>
16476	Tyan Chung	109	<u>\$108.58</u>	<u>\$108.58</u>	109	109	<u>100%</u>	<u>Y</u>	109	<u>100%</u>	<u>Y</u>
16478	Wufeng	26	<u>\$115.38</u>	<u>\$115.38</u>	25	3	12%		3	12%	
27451	Wu Jih	25	<u>\$105.44</u>	<u>\$105.44</u>	22	22	<u>100%</u>	<u>Y</u>	22	<u>100%</u>	<u>Y</u>
16479	Yuan Li	37	<u>\$297.30</u>	<u>\$378.38</u>	24	4	17%		4	17%	
16480	Yuanlin	63	<u>\$139.71</u>	<u>\$139.71</u>	62	62	<u>100%</u>	<u>Y</u>	62	<u>100%</u>	<u>Y</u>
28444	Yuan Lin Central	67	<u>\$104.48</u>	<u>\$164.18</u>	53	11	21%		7	13%	
74564	Yuanlin Northeast	18	<u>\$143.50</u>	<u>\$143.50</u>	18	18	<u>100%</u>	<u>Y</u>	18	<u>100%</u>	<u>Y</u>
86372	Yuanlin South	28	<u>\$131.75</u>	<u>\$169.25</u>	27	27	<u>100%</u>	<u>Y</u>	27	<u>100%</u>	<u>Y</u>
16481	Yuanlin Southwest	51	\$19.61	\$98.04	47	5	11%		1	2%	
31522	Yuan Lin Yi Jen	37	<u>\$161.64</u>	<u>\$161.64</u>	37	37	<u>100%</u>	<u>Y</u>	37	<u>100%</u>	<u>Y</u>

Annual Fund Top 3 Per Capita Clubs

Club ID	Club Name	1-July Members	Annual Fund Per Capita	Top 3 Per Capita Rank
16453	Taichung East	48	<u>\$2,048.47</u>	<u>1</u>
61627	Taichung Formosa	38	<u>\$805.00</u>	<u>2</u>
16457	Taichung Northwest	118	<u>\$563.14</u>	<u>3</u>



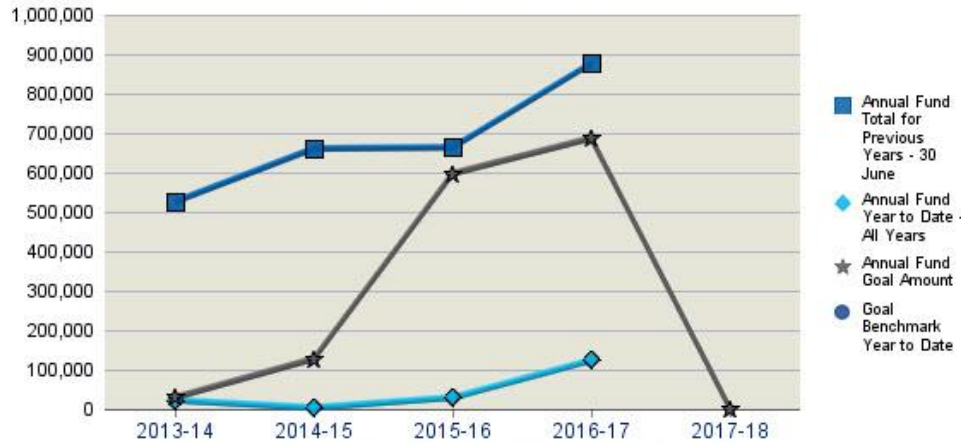
DISTRICT 3460 FUNDRAISING ANALYSIS

Interim Results For July through August 2017 - 2018

	Number of Members	Annual Fund					PolioPlus Fund				Endowment Fund	Total Giving**		
		Goal	% Goals Received	Total	Per Capita	Goal Achieved	Goal	% Goals Received	Total	Goal Achieved	Non-Giving Clubs		Total	
2016-17	5,105	\$686,819	94.4%	\$877,144	\$171.82	127.7%	2	\$131,948	59.3%	\$155,111	117.6%	68	\$90,700	\$1,185,780
2015-16	5,251	\$596,973	65.4%	\$663,365	\$126.33	111.1%	6	\$54,735	26.9%	\$45,637	83.4%	83	\$46,200	\$811,777
2014-15	4,315	\$126,128	24.5%	\$660,510	\$153.07	523.7%	7	\$23,800	9.6%	\$73,969	310.8%	62	\$109,100	\$876,579
2013-14	3,847	\$28,000	6.5%	\$525,360	\$136.56	1,876.3%	8	\$2,000	2.2%	\$34,300	1,715.0%	76	\$22,300	\$621,960

**Total Giving includes term gifts and funds for approved

Annual Fund Measures



Year to Date (YTD) covers the period from July through August.

Recognition and Endowment Measures

	PHF	Bene-factor	Bequest Society*	Major Donor*	Major Gifts	EREY Eligible	Sustaining Member	PHS Eligible
All-time	3							
2016-17	0	0	0	0	0	0	0	0
2015-16	0	0	0	0	1	0	0	0
2014-15	0	0	0	0	0	0	0	0
2013-14	0	0	0	0	0	0	0	0

Paul Harris Society Members:

Total Endowed Funds: 6
 Market Value: \$296,890
 Market Value Date: 30-Jun-2017

Rotary Direct Participants:

* Joint Major Donor/Bequest Societies counts as one.
 EREY, Sustaining Member and Eligible includes all individuals, just active club members.

Foundation Recognition Points: 67,250.00

Regional Team

Regional Rotary Foundation Coordinator	Chiu-Lien Tseng	8-7774262	rid3510.william@gmail.com
Rotary Coordinator	Dr. Chi-Tien Liu	3-2804839	chitienliu75@gmail.com
End Polio Now Zone Coordinator	Ms. Chin Mei Lu	2-2325-3479	taimay@ms16.hinet.net
Endowment/Major Gift Adviser	Mr. Shun-Li Henry Chang	937130913	henry@rodex.com.tw
Rotary Public Image Coordinator	Mr. Yick Jin Eugene Fong	23598012	eugenefong@junefair.com

Recognition/Reports: Rotary Support Center (866) 9-ROTARY or (866) 976-8279 RotarySupportCenter@rotary.org

D3462

**2017-18年度
地區獎助金**

District grants give Rotarians freedom in determining how to best spend funds donated to The Rotary Foundation in their district. Each Rotary year, districts may apply for one district grant, which can be used to support one or more projects, based on that district's interests and needs.

The Rotary Foundation funds district grants with District Designated Funds (DDF). Each year, your district may request up to half of your available DDF, which in turn represents half of your district's Annual Fund donations from three years earlier. This system, known as SHARE, enables Rotarians to benefit from the short-term investment of their donation dollars.

Applying for a district grant is an easy, online process. Note, however, that the application requires specific information about your spending plan, bank account, and account signatories, so it's best to have this information available before you begin.

Also note that district grant applications must be authorized by the district governor, district Rotary Foundation committee chair, and district grants subcommittee chair. Before starting this application, please ensure that your district governor has identified these officers and that the officers have registered with Member Access.

Spending Plan Details

No.	District/Club	Activity type	Activity description	Activity location	Planned amount (USD)
1:	Changhwa Central	Education: general	Ming-Sheng elementary school is located in the suburb of Yuanlin city, the student language test results are lagging behind the metropolitan area over the years. Therefore, teachers are actively trying to improve the quality of teaching. School students start with reading, let them close to read, like to read and free voluntary reading as the short-term goals. And then promote the teachers co-lesson preparation to improve teachers' knowledge of teaching, to enhance strength of students. Teacher LI-YUN CHEN participated in the promotion of the Ministry of Education "Prayer to rural, dream of flying"- National remote school teachers professional study, arrived in the countryside school, enhance the teachers' teaching profession and enthusiasm. Increasing teachers' professional teaching ability as a start point, teachers are willing to use the enthusiasm of the professional in the classroom, making students start reading and self-learning. In this program we also provide every student in Ming-Sheng elementary school 3 textbooks and more effective using in classroom.	Taiwan	1639
2:	Shuili	Education: general	In recent years, newcomers have grown rapidly in Taiwan, especially in rural areas, with less population and lower fertility. The proportion of newcomers in primary and secondary schools in rural areas are rising, and through the cultivation of the second specialty, the newcomers will be able to understand and integrate into the life and culture of local people in Taiwan. Through cultivating, they can promote industrial living conditions and abilities. The purpose of caring	Taiwan	1639

			for the the vulnerable is to make the newcomers feel and also enhance the image of the Rotary.		
3:	Tali Kuo Kuang, Taichung	Education: literacy	Project: After School English Tutoring Programs for students of primary schools in remote area Purpose: To improve the English listening comprehension and speaking skills of those students, whose schools are in remote area of central Taiwan and lack of educational resources, by extend their English learning time to after-school hours or day(s). Objective: To provide English tutoring to students, who cannot afford the after school academic enrichment programs, free.	Taiwan	1639
4:	Tsao Tun	Education: literacy	Rotary.Club.of. Tsaotun according to the international Rotary. Club's six services focus field of basic education and literacy. Aim to every grades in primary and junior school in Tsaotun and Zhongxing New Village, we want to upgrade the ability of the students by the books donation project, and through the different kinds of book the increase their knowledge and writing skill, bring up good habit of reading.	Taiwan	1639
5:	Taichung Northwest	Health: disease	2017Rare Diseases Patient Medical Care Equipment Project. This Council for the care of each patient in the medical equipment on the demand, As well as the burden of reducing medical supplies. The purchase of home medical care aids, and through the community and corporate donations, to provide relevant medical equipment and dressings for patients to use, look forward to the proper use of social resources and reduce the waste of medical resources to improve the medical care system, the disease is more stable Of the patients can raise the arch of continuous care.	Taiwan	1016
6:	Taichung Huimin	Education: literacy	1. Support District 3462 area eight service plans – Project of English teaching for the children in remote area- Warm Breeze Caring, Taichung City. 2. Due to deficiency of English learning resources and poverty conditions, the children in remote area usually do not have so much time and effort on learning English as the children in urban area have. In recent times, either English listening ability or English speaking skill has become more and more important in Taiwan. To increase the resources of Interact Club and Rotaract Club	Taiwan	1639

District Number - 3462

43:	3462	Administration (maximum 3%)	postage, bank fee, audit fee and administration.	Taiwan	596
Spending plan total:					67055

Bank Account

Bank country	Taiwan [TWN]
Payment currency	USD
Payment method	EFT
Pay to	District
Account type	Checking
Account name	Hsieh Ming Hsien / Chen Hsieh Chuan
Bank account number	069-77-0000876
SWIFT/BIC code	UBOTTWTP
Bank name	UNION BANK OF TAIWAN
Bank address (line 1)	109, Sec-3, Min Sheng East Road,
Bank address (line 2)	Taipei, Taiwan
Bank city	Taipei
Intermediary ABA routing number	CITIUS33
Intermediary bank name	Citibank N.A.

聯名帳戶

Account Signatories

#	First Name	Family Name
1	Ming-Hsien	Hsieh
2	Hsieh-Chuan	Chen

District Grant Agreement

This District Grant Agreement ("Agreement") is entered into by The Rotary Foundation of Rotary International ("TRF") and the District. In consideration of receiving this Rotary Foundation District Grant ("Grant") from TRF, the District agrees that:

1. The District has received and read the Terms and Conditions for Rotary Foundation District Grants and Global Grants, which are incorporated into and made part of this Agreement, and will abide by all Terms and Conditions set forth therein.
2. The District shall defend, indemnify, and hold harmless Rotary International (RI) and TRF, including their directors, trustees, officers, committees, employees, agents, associate foundations, and representatives (collectively "RI/TRF"), from and against all claims, including but not limited to claims of subrogation, demands, actions, damages, losses, costs, liabilities, expenses (including reasonable attorney's fees and other legal expenses), awards, judgments, and fines asserted against or recovered from RI/TRF arising out of any act, conduct, omission, negligence, misconduct, or unlawful act (or act contrary to any applicable governmental order or regulation) resulting directly or indirectly from the activities undertaken in this grant.
3. RI/TRF's entire responsibility is expressly limited to the Grant amount. Neither RI nor TRF assumes any further responsibility in connection with this Grant. Neither RI nor TRF is responsible for unfunded travelers.
4. TRF reserves the right to cancel this Agreement without notice upon the failure of the District to abide by the terms set forth in this

#23

延續提供每年視力檢查之服務，養成學童與家長定期視力檢查之良好習慣，針對高度近視之高危險群，進行轉介矯治與追蹤管理，培養學童日常生活中正確的護眼及用眼觀念及行為，期能達到降低本鎮學童高度近視率不良之情況。

Continuing to provide annual visual inspection services, to develop children and parents regular eye examination of good habits, high myopia for high risk groups, referral correction and tracking management, training children's daily life in the correct eye and eye concept and behavior, The period can be achieved to reduce the school children with high myopia poor situation.

↓

↓

#25

- 一、偏鄉學童英語大幅落後都會區，使學生無法因為教育而翻轉貧窮困境，英語勤學班可以提升學童英語測驗成績，增加偏遠學童升學競爭力，進而翻轉人生。
- 二、補助偏鄉學校辦理英語為主軸之課後照顧，提升學生英語能力。
- 三、培養兒童主動學習英語的良好習慣及興趣，發展英語對談能力。
- 四、鼓勵學生學習英語字彙、英語閱讀，培養學生英語語文發表能力及自信心。
- 五、利用英語勤學班，提升學校英語教學成效，並培養學童國際觀與國際文化視野。
- 六、每星期三堂課，一堂課 45 分鐘。

↓

Ever week three lessons, one lesson for 45 minutes, English teacher teaching partial school student.

To the theme of planning, into the daily life language, and with domestic and foreign festivals, you can learn English language festivals and international culture, knowledge and language both, but also with school English courses to teach, to deepen the increase.

↓



捐獻與表彰

扶輪基金會的表彰 簡表

『個人』表彰

- 扶輪基金會贊助會員
- 保羅·哈里斯之友
- 保羅·哈里斯協會
- 多次捐獻保羅·哈里斯之友
- 捐助者
- 遺贈會
- 鉅額捐獻者
- 阿奇·柯藍夫會

『扶輪社』表彰

- 每位扶輪社員，每年扶輪社社旗
(每年頒發)
- 100%扶輪基金會贊助會員扶輪社社旗
(每年頒發)
- 年度計劃基金每位社員平捐獻前三名社旗
(每個地區，每年頒發)
- 100%保羅·哈里斯之友社旗
(應要求頒發)
- 根除小兒麻痺等疾病計畫感謝狀
(捐獻1500美元給根除小兒麻痺等疾病計劃的扶輪社)

個人的表彰

INDIVIDUAL RECOGNITION OPPORTUNITIES

扶輪基金會贊助會員

(Rotary Foundation Sustaining Member, RFSM)

扶輪基金會贊助會員是每年捐獻100美元或更多金額給年度基金的個人。這些捐獻也可計入保羅·哈理斯之友、多次捐獻保羅·哈理斯之友、保羅·哈理斯會、巨額捐獻人及扶輪社的表彰。請洽貴扶輪社社長以取得扶輪為感激此一捐獻成就而頒予的年度贊助會員名牌貼紙

保羅·哈理斯之友 (Paul Harris Fellow, PHF)

保羅·哈理斯之友獎是**感激捐獻**（**或以其名義捐獻**）**1,000美元或更多金額**給年度基金、根除小兒痲痺等疾病計畫、或經過核准的扶輪基金會獎助金計畫的個人。保羅·哈理斯之友獎包含一份獎狀及徽章。另外可以15美元選購一個大獎章。



多次捐獻保羅·哈理斯之友

(Multiple Paul Harris Fellow,MPHF)

多次捐獻保羅·哈理斯之友獎頒予後續每捐獻
1,000 美元為一個等級的捐獻者。

- \$2,000 ~ \$2,999.99 — 1 顆藍寶石
- \$3,000 ~ \$3,999.99 — 2 顆藍寶石
- \$4,000 ~ \$4,999.99 — 3 顆藍寶石
- \$5,000 ~ \$5,999.99 — 4 顆藍寶石
- \$6,000 ~ \$6,999.99 — 5 顆藍寶石
- \$7,000 ~ \$7,999.99 — 1 顆紅寶石
- \$8,000 ~ \$8,999.99 — 2 顆紅寶石
- \$9,000 ~ \$9,999.99 — 3 顆紅寶石



保羅·哈理斯會

(Paul Harris Society, PHS)

保羅·哈理斯會是表彰承諾每年本身捐獻至少1,000 美元給年度基金、根除小兒痲痺等疾病計畫或經過核准的扶輪基金會獎助金計畫的捐獻者。



巨額捐獻人 (Major Donor, MD)

捐獻項目：年度基金、小兒麻痺、核准的獎助金計畫、捐助基金或其他

資格：個人捐獻累計或與配偶合計達

US\$10,000(10顆)以上

\$10,000 ~ \$24,999.99 — 第 1 級

\$25,000 ~ \$49,999.99 — 第 2 級

\$50,000 ~ \$99,999.99 — 第 3 級

\$100,000 ~ \$249,999.99 — 第 4 級



永久基金捐助者 (Benefactor, BNF)

捐助者是以書面通知扶輪基金會已在遺產計畫中規定捐贈至少1,000美元，或一次捐贈至少1,000美元給捐贈基金的個人。捐助者可獲頒一份獎狀及可搭配扶輪徽章或保羅·哈理斯之友徽章配戴的勳章。



遺贈會

(Bequest Society)

扶輪基金會頒予在**遺產計畫中承諾捐獻10,000美元或更多金額的夫妻或個人**。捐贈者在每個新的表彰級別可選擇獲頒一個水晶雕刻獎座及可配戴的徽章以資紀念。

遺贈金額 (US\$)	表彰等級	徽章式樣	其他
10,000 ~ 24,999.99	Level 1	1 顆鑽石	水晶獎座
25,000 ~ 49,999.99	Level 2	2 顆鑽石	水晶獎座
50,000 ~ 99,999.99	Level 3	3 顆鑽石	水晶獎座
100,000 ~ 499,999.99	Level 4	4 顆鑽石	水晶獎座
500,000 ~ 999,999.99	Level 5	5 顆鑽石	水晶獎座
1,000,000 以上	Level 6	6 顆鑽石	水晶獎座



遺贈協會水晶獎座與徽章


扶輪社的表彰

CLUB RECOGNITION OPPORTUNITIES

● 每位扶輪社員每年扶輪社
Every Rotarian Every Year Club



● 100%保羅·哈里斯之友扶輪社
100% Paul Harris Fellow Club



● 100%扶輪基金會贊助會員扶輪社
100% Rotary Foundation Member Club



● 年度計劃基金每位社員平捐獻前三名
Top 3 Per Capita in Annual Programs Fund Giving)




E R E Y

EVERY

 **R**OTARIAN

 **E**VERY

 **Y**EAR

**社友百分之百100%參與
社平均APF捐獻達 US\$100
每位社友每年捐獻**

每位扶輪社員·每年扶輪社 (Every Rotarian Every Year, EREY)

此一獎旗頒予達成平均每人捐獻至少100美元且社員百分之百參與且每位現職（繳交會費）社員於同一扶輪年度都捐獻一些金額給年度基金的扶輪社。此一年度表彰於該扶輪年度結束時頒贈。

百分之百保羅．哈理斯之友扶輪社 (100% Paul Harris Fellow Club)

扶輪社為符合獲獎資格，在申請此一獎旗時，社內每一位現職（繳交會費）社員必須皆為保羅．哈理斯之友。要獲得此一表彰，必須由一位扶輪社領導人聯繫地區總監，證實該扶輪社之資格，然後由地區總監向扶輪基金會提交表彰申請。扶輪社可獲得一面獎旗，社名也將登入國際扶輪網站 www.rotary.org 的百分之百保羅．哈理斯之友扶輪社名單。這面只可獲頒一次的獎旗，可於扶輪年度內隨時申請。

百分之百扶輪基金會贊助會員扶輪社 (100% Rotary Foundation Member Club)

此一獎旗頒予達成**全社平均每人捐獻100美元**，且社內所有現職（繳交會費）社員於同一扶輪年度中**每人都捐獻100美元或更多金額**給年度基金的扶輪社。此一年度表彰於該扶輪年度結束時頒贈。

年度基金每位社員平均捐獻前三名扶輪社 (Top 3 Per Capita in Annual Programs Fund Giving)

此一獎旗頒予每一地區內平均每人平均捐獻前三名之扶輪社。要符合獲獎資格，扶輪社必須達成平均每人捐獻至少50美元給年度基金。此一獎旗於該扶輪年度結束時頒贈。

**寶眷社員、衛星扶輪
社員視同一般社員列
入 EREY 與 100% 贊
助會員社表彰計算。**

年度基金

AF – Annual Fund

- **年度基金：不指定用途**
捐給永久基金、指定全球獎助金贊助、根除小兒麻痺、世界和平基金...都不算入EREY
- **年度基金捐獻是基金會的活血**
-DDF的來源

基金會經費來源

Foundation Funding

捐款

指定用途

捐贈基金

年度基金



全球獎助金
服務計畫

捐助者Benefactor



\$ 1,000

遺贈會Bequest Society



Level 1	\$	10,000 - 24,999
Level 2	\$	25,000 - 49,999
Level 3	\$	50,000 - 99,999
Level 4	\$	100,000-249,999
Level 5	\$	250,000-499,999
Level 6	\$	500,000-999,999
Level 7	\$	1,000,000 up

保羅哈理斯之友Paul Harris Fellow



\$ 1,000

多次捐獻保羅哈理斯之友MPHF



\$2,000-9,999

鉅額捐獻者Major Donor



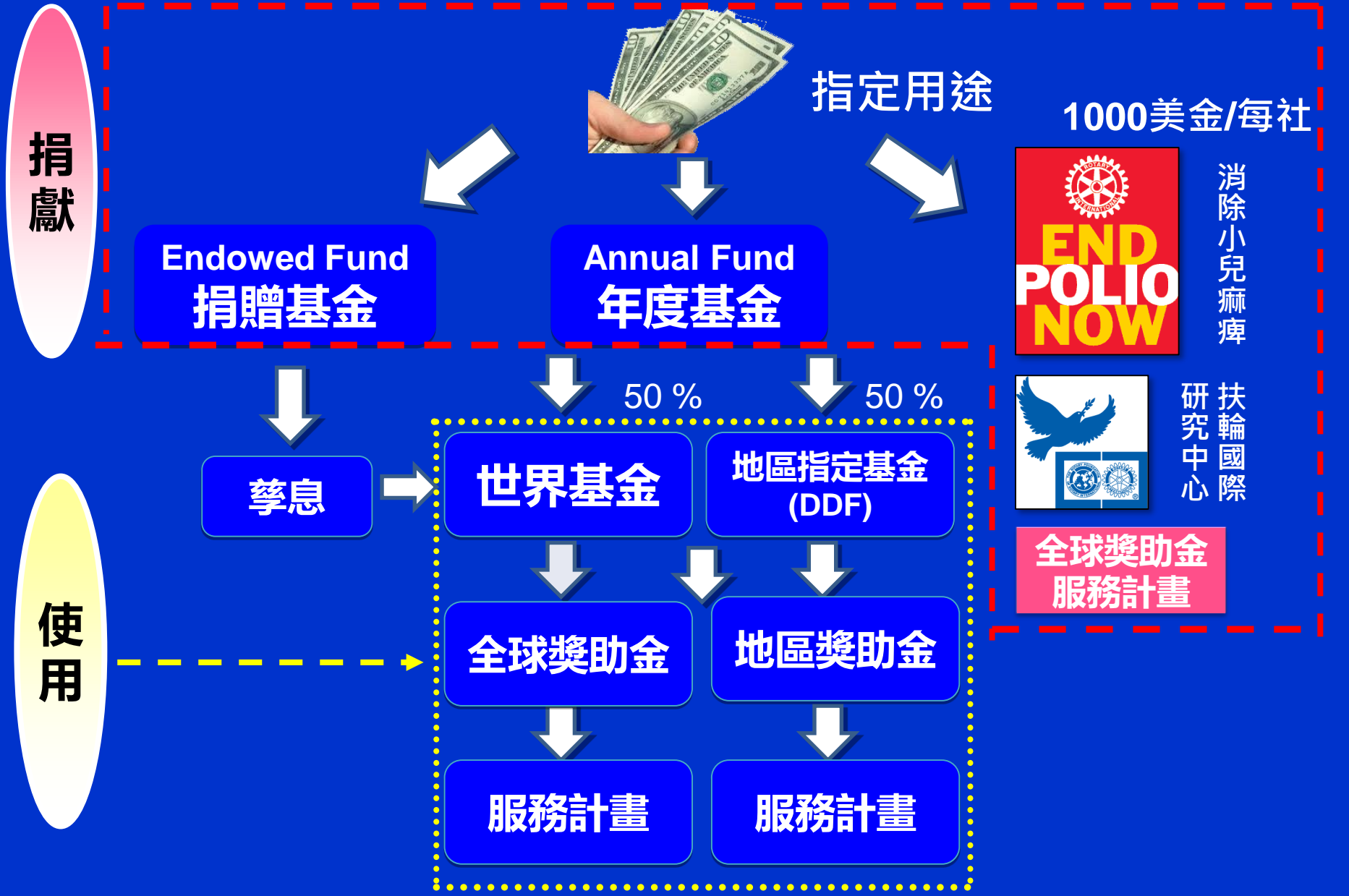
Level 1	\$	10,000 - 24,999
Level 2	\$	25,000 - 49,999
Level 3	\$	50,000 - 99,999
Level 4	\$	100,000-249,999

阿奇柯藍夫會Arch C. Klumph Society



Trustees	\$	250,000-499,999
Chair	\$	500,000-999,999
Foundation	\$	1,000,000 up

扶輪基金會資金來源及用途



謝謝聆聽

Thank you for your attention